


Weld Adapters
Long Hose - 14WHRL


Feature:

- suitable for use with band clamps

Tube OD	Dimensions		Wall Thickness	316L Stainless Steel Part #
	A	B		
1"	3.000"	1.030"	.116"	14WHRL-R100
1½"	4.500"	1.530"	.116"	14WHRL-R150
2"	4.500"	2.030"	.116"	14WHRL-R200
2½"	5.000"	2.530"	.116"	14WHRL-R250
3"	5.000"	3.030"	.116"	14WHRL-R300
4"	4.875"	4.030"	.116"	14WHRL-R400

Use of PVC tubing requires special installation techniques to prevent leakage. All assembly work must be done with heated tube. Cold durometer is 90 as opposed to rubber hose at 65 to 70 durometer. Banding buckles must be at 180° from one another. 

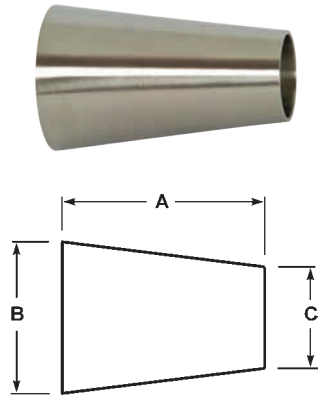
Sanitary Fittings



Polished Weld Reducers

Concentric - B31W

Tube OD	Dimensions			Wall Thickness	Polished ID/OD 304 Stainless Steel Part #	Polished ID/OD 316L Stainless Steel Part #
	A	B	C			
¾" x ½"	1.000"	.750"	.500"	.065"	---	B31W-R7550P
1" x ½"	2.000"	1.000"	.500"	.065"	---	B31W-R10050P
1" x ¾"	1.000"	1.000"	.750"	.065"	---	B31W-R10075P
1½" x ¾"	3.000"	1.500"	.750"	.065"	---	B31W-R15075P
1½" x 1"	2.000"	1.500"	1.000"	.065"	B31W-G150100P	B31W-R150100P
2" x 1"	4.000"	2.000"	1.000"	.065"	B31W-G200100P	B31W-R200100P
2" x 1½"	2.000"	2.000"	1.500"	.065"	B31W-G200150P	B31W-R200150P
2½" x 1½"	4.000"	2.500"	1.500"	.065"	B31W-G250150P	B31W-R250150P
2½" x 2"	2.000"	2.500"	2.000"	.065"	B31W-G250200P	B31W-R250200P
3" x 1½"	6.000"	3.000"	1.500"	.065"	B31W-G300150P	B31W-R300150P
3" x 2"	4.000"	3.000"	2.000"	.065"	B31W-G300200P	B31W-R300200P
3" x 2½"	2.000"	3.000"	2.500"	.065"	B31W-G300250P	B31W-R300250P
4" x 2"	8.000"	4.000"	2.000"	.083"	B31W-G400200P	B31W-R400200P
4" x 2½"	6.000"	4.000"	2.500"	.083"	B31W-G400250P	B31W-R400250P
4" x 3"	4.000"	4.000"	3.000"	.083"	B31W-G400300P	B31W-R400300P
6" x 3"	5.500"	6.000"	3.000"	.109"	B31W-G600300P	B31W-R600300P
6" x 4"	5.500"	6.000"	4.000"	.109"	B31W-G600400P	B31W-R600400P



Eccentric - B32W

Tube OD	Dimensions			Wall Thickness	Polished ID/OD 304 Stainless Steel Part #	Polished ID/OD 316L Stainless Steel Part #
	A	B	C			
1" x ½"	2.000"	1.000"	.500"	.065"	---	B32W-R10050P
2" x 1"	4.000"	2.000"	1.000"	.065"	B32W-G200100P	B32W-R200100P
2" x 1½"	2.000"	2.000"	1.500"	.065"	B32W-G200150P	B32W-R200150P
2½" x 2"	2.000"	2.500"	2.000"	.065"	B32W-G250200P	B32W-R250200P
3" x 2"	4.000"	3.000"	2.000"	.065"	B32W-G300200P	B32W-R300200P
3" x 2½"	2.000"	3.000"	2.500"	.065"	B32W-G300250P	B32W-R300250P
4" x 2"	8.000"	4.000"	2.000"	.083"	B32W-G400200P	B32W-R400200P
4" x 3"	4.000"	4.000"	3.000"	.083"	B32W-G400300P	B32W-R400300P

